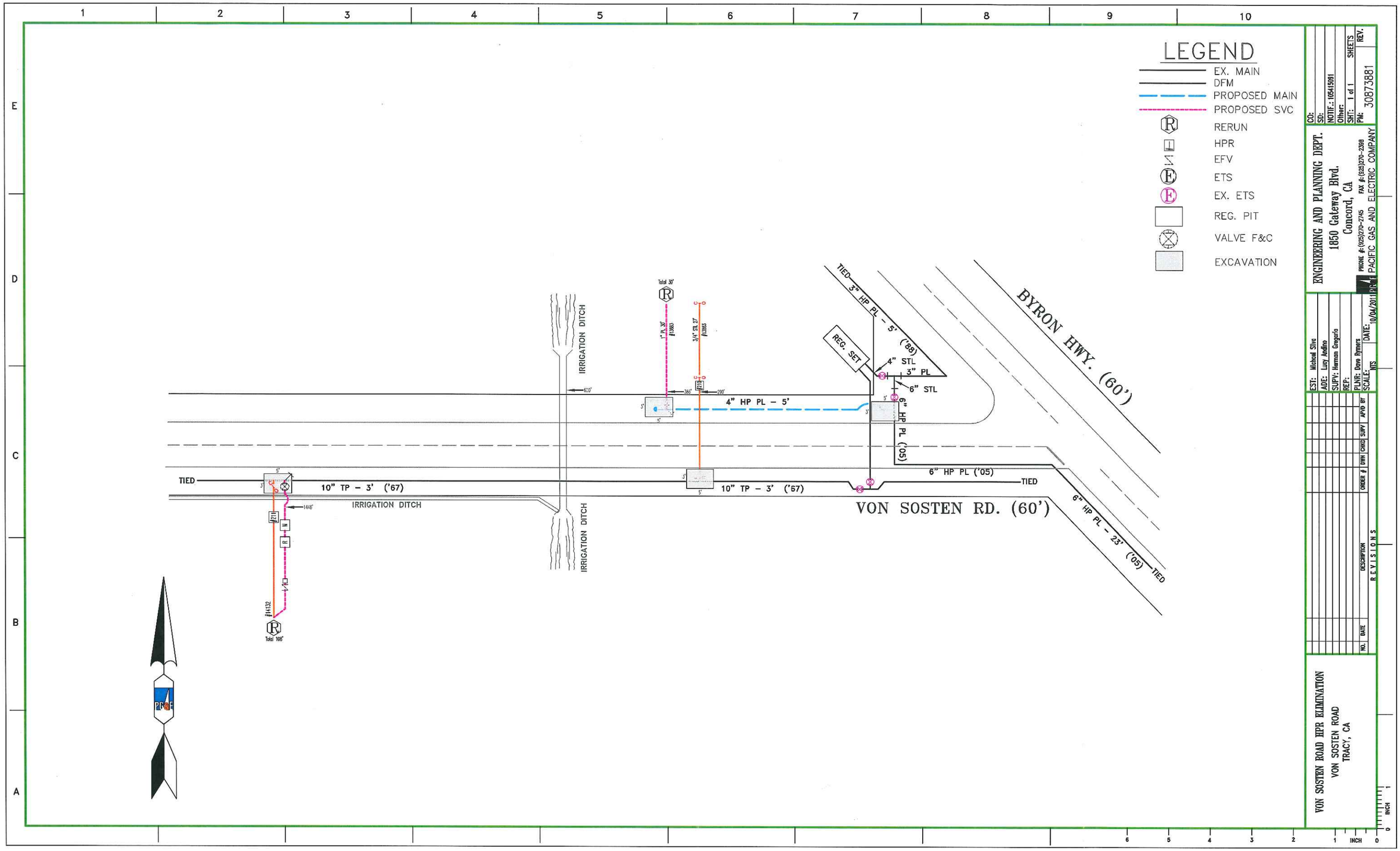
LEGEND
EX. MAIN
DFM
PROPOSED MAIN
PROPOSED SVC
RERUN
HPR
EFV
ETS
EX. ETS
REG. PIT
VALVE F&C
EXCAVATION
BYRON HWY. (60')
VON SOSTEN RD. (60')
IRRIGATION DITCH
IRRIGATION DITCH
IRRIGATION DITCH
TIED
3" HP PL – 5' ('88)
4" STL
3" PL
6" STL
REG. SET
6" HP PL ('05)
4" HP PL – 5'
6" HP PL ('05)
TIED
10" TP – 3' ('67)
10" TP – 3' ('67)
TIED
6" HP PL – 23' ('05)
TIED
Total 30'
Total 106'
1446'
600'
290'
1446'
ENGINEERING AND PLANNING DEPT.
1850 Gateway Blvd.
Concord, CA
PHONE #: (925)270-2745 FAX #: (925)270-2398
PACIFIC GAS AND ELECTRIC COMPANY
CO:
SD:
NOTIF.: 105415991
Other:
SHT: 1 of 1
SHEETS
PM: 30873881
REV.
EST: Michael Silva
ADE: Lucy Andino
SUPV: Herman Gregorio
REP:
PLAN: Dave Dymaura
SCALE: NTS
DATE: 10/04/2011
NO. DATE DESCRIPTION ORDER # DWN CHKD SURV APVD BY
REVISIONS
VON SOSTEN ROAD HPR ELIMINATION
VON SOSTEN ROAD
TRACY, CA
INCH

PS-1201504

ALL FLAGGERS WILL COMMUNICATE THROUGH HAND SIGNALS AND WALKIE TALKIES WITH ONE ANOTHER

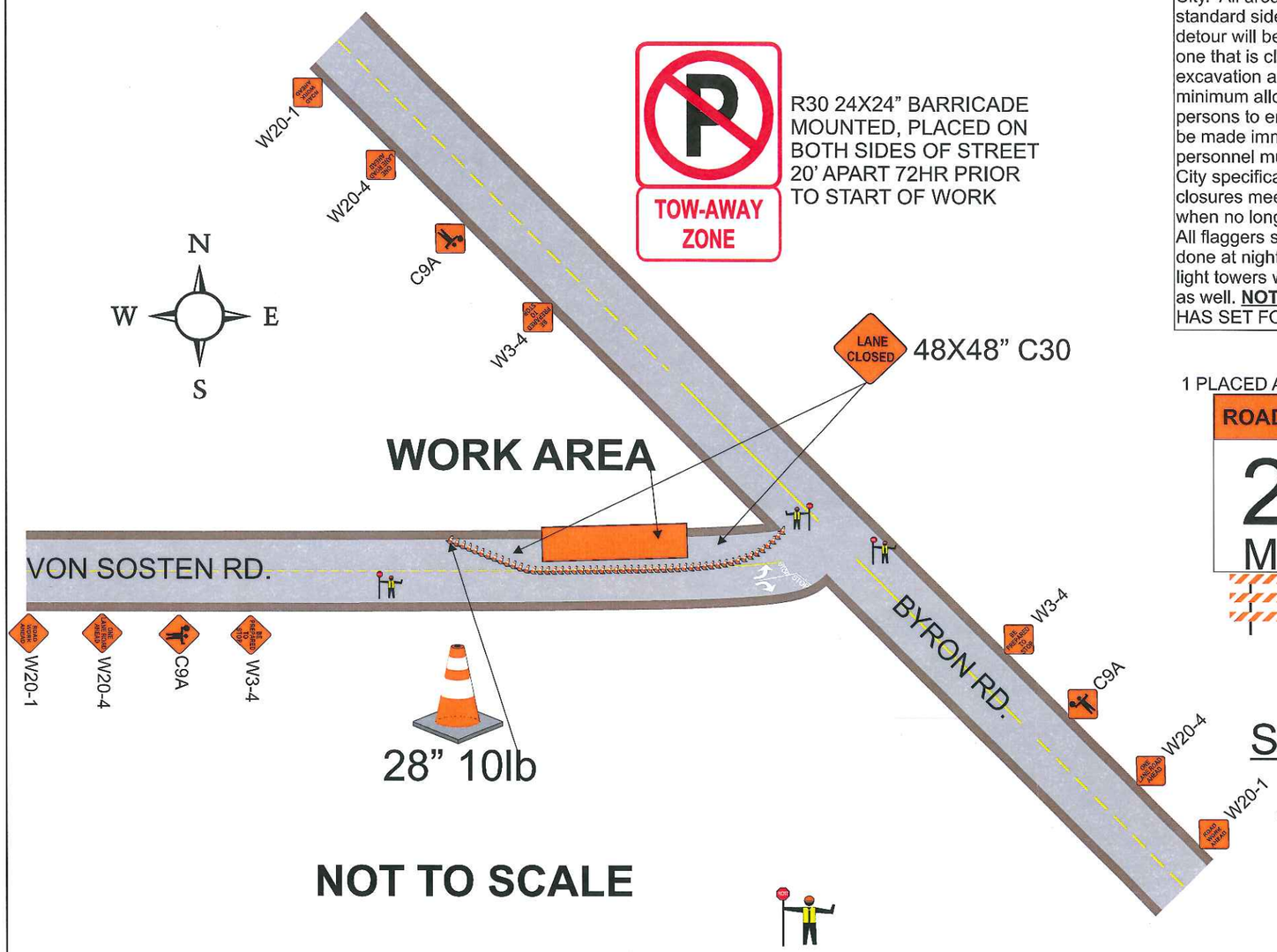

ADDITIONAL FLAGGER TO MAINTAIN CLOSURE ASSIST BICYCLE, PEDESTRIAN AND DRIVE WAY TRAFFIC SHOULD NEED ARISE

All lane closures shall meet or exceed MUTCD specifications as well as conform to hours of work set forth by the City. All areas of work when encroaching upon sidewalk access OR pedestrian safety shall have a MUTCD standard sidewalk closure detour detail in place to ensure pedestrian and public safety. Pedestrian access or detour will be maintained at all times in the event sidewalks must be closed, all paths of travel shall be similar to one that is closed. Pedestrian traffic shall at all times have a minimum 4 feet wide area of travel. All open excavation areas shall be backfilled or trench plated prior to public usage. All closures set forth in this TCP are the minimum allowed on project, field conditions may change requiring further traffic safety devices or traffic control persons to ensure safety of traveling public, pedestrians as well as work forces. All changes to ensure safety will be made immediately to ensure a safe environment for all parties. All traffic control devices, vehicles and personnel must be suited for the purpose intended as well as meet or exceed all MUTCD specifications as well as City specifications. ED Safety Inc shall be onsite from start to finish of work to ensure all traffic devices and closures meet or exceed MUTCD specifications & above requirements are met. All devices shall be removed when no longer required.
All flaggers shall be certified and all intersections shall be flagged when required as shown on plans. If work is done at night or encroaches on the hours of darkness all road work ahead signs shall have flashing a beacon, light towers will be used for flaggers and work areas and all other MUTCD requirements shall be met or exceeded as well. **NOT TO SCALE**----SPACING OF SIGNS, TAPER AND TANGENTS WILL BE SPACED AS PER TABLE HAS SET FORTH AS GOVERNED BY TRAVEL SPEEDS.

1 PLACED AT EACH W20-1

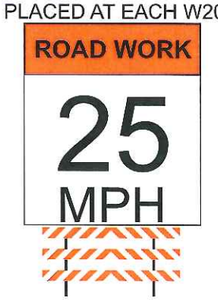

Pavement delineation not exactly as appears in field but traffic plan will still work as shown. All cones shall be 28" 10 lb and shall not be placed further than 40' apart. All hours of work shall be dictated by the Cities specified lane closure charts or as directed by the city inspector. Vehicle path of travel shall never be less than 12' in width. Closures and excavation not to exceed what forces expect to excavate per the daily shift. Roadway shall not be opened until safe for public use. All open trenches must be plated or backfilled prior to public usage. All areas of excavation must have a valid USA dig tag with corresponding dig ticket number, proof must be carried with the excavating forces at all times. All traffic devices shall meet or exceed MUTCD. All signs shall be high intensity night time reflective, 48"x48" roll up signs. All signs shall have a minimum of 2, 18" day time flags attached to sign stands during day time hours and if applicable flashing 12", 12v beacons for night time work. Sign stands shall be MUTCD compliant as well allowing for 18" to 7' height for signs as well as spring equipped for windy conditions.

SIGNS BEING USED

MAX CONE SPACINGS

Speed	Min Taper	TAPER	TANGENT
55	660	40	40

ALL BUFFER ZONES SHALL BE A MIN OF 660'
ALL SIGN SPACINGS SHALL BE A MIN OF 660'

Owner: City Of Tracy	
Project Name: Von Sosten and Byron	Project Number: Tracy,California
Prime Contractor: *PG&E*	Traffic Control Contractor: ED SAFETY INC
Phone: 209-333-0807	Sheet Number: PS-1 / Date: 6/22/2012
Prepared By: ED SAFETY SERVICES, INC	

FOR TCP QUESTIONS CALL:
ROBERT @ 209-200-3351

CONE SPACING NOT TO EXCEED 20'

WORK SHALL NOT EXCEED 12HRS

MIN 12' CLEARANCE FOR TRAFFIC

PEDESTRIAN AND BICYCLE ACCESS TO REMAIN OPEN AT ALL TIMES

PM 30873881 MIN SIGN SPACING 660'

HOURS OF WORK SHALL BE DETERMINED BY THE CITY OF TRACY PS-120|504

ALL FLAGGERS WILL COMMUNICATE THROUGH HAND SIGNALS AND WALKIE TALKIES WITH ONE ANOTHER

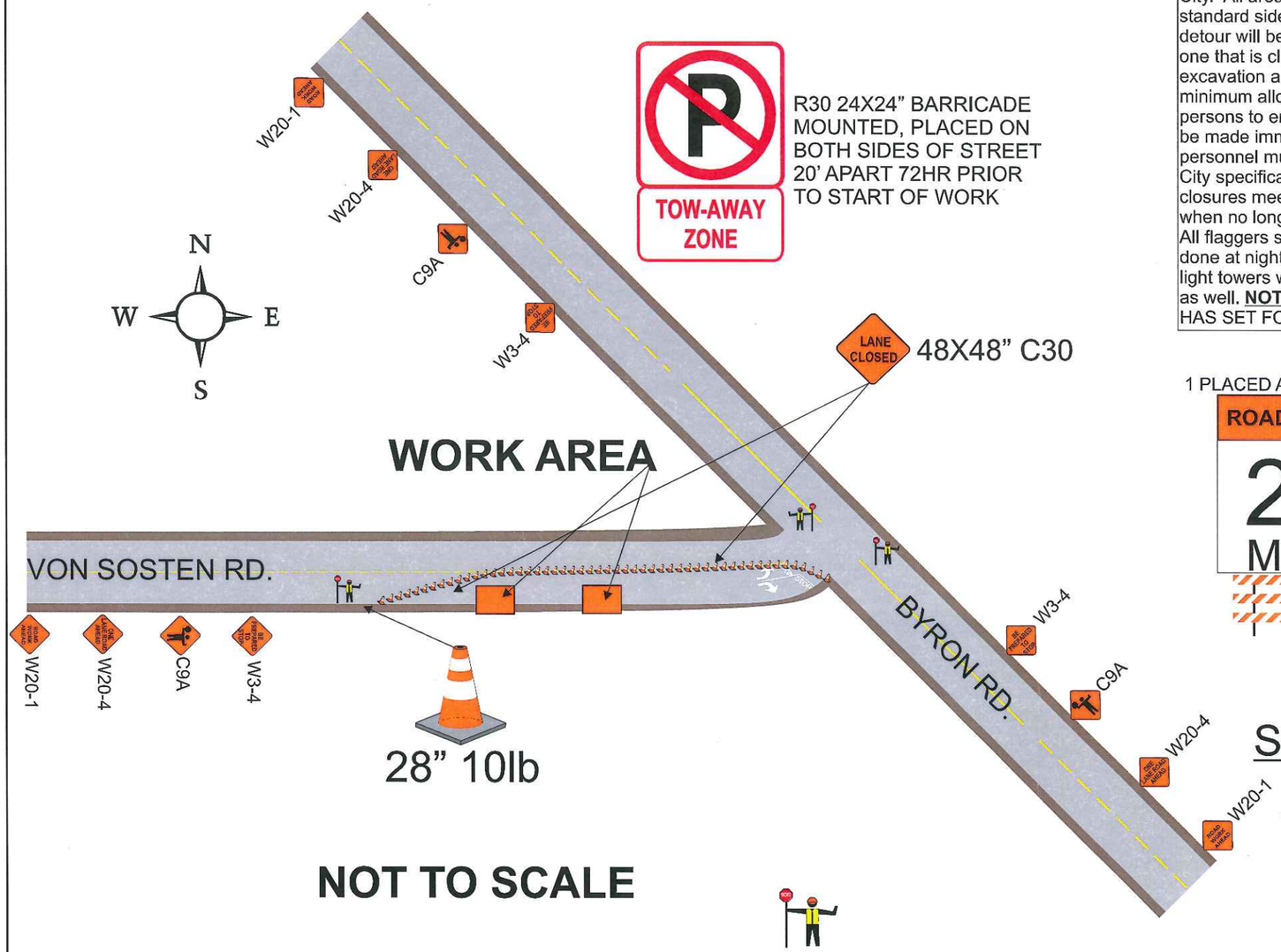

All lane closures shall meet or exceed MUTCD specifications as well as conform to hours of work set forth by the City. All areas of work when encroaching upon sidewalk access OR pedestrian safety shall have a MUTCD standard sidewalk closure detour detail in place to ensure pedestrian and public safety. Pedestrian access or detour will be maintained at all times in the event sidewalks must be closed, all paths of travel shall be similar to one that is closed. Pedestrian traffic shall at all times have a minimum 4 feet wide area of travel. All open excavation areas shall be backfilled or trench plated prior to public usage. All closures set forth in this TCP are the minimum allowed on project, field conditions may change requiring further traffic safety devices or traffic control persons to ensure safety of traveling public, pedestrians as well as work forces. All changes to ensure safety will be made immediately to ensure a safe environment for all parties. All traffic control devices, vehicles and personnel must be suited for the purpose intended as well as meet or exceed all MUTCD specifications as well as City specifications. ED Safety Inc shall be onsite from start to finish of work to ensure all traffic devices and closures meet or exceed MUTCD specifications & above requirements are met. All devices shall be removed when no longer required.

All flaggers shall be certified and all intersections shall be flagged when required as shown on plans. If work is done at night or encroaches on the hours of darkness all road work ahead signs shall have flashing a beacon, light towers will be used for flaggers and work areas and all other MUTCD requirements shall be met or exceeded as well. **NOT TO SCALE**----SPACING OF SIGNS, TAPER AND TANGENTS WILL BE SPACED AS PER TABLE HAS SET FORTH AS GOVERNED BY TRAVEL SPEEDS.

1 PLACED AT EACH W20-1

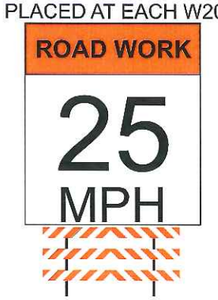

Pavement delineation not exactly as appears in field but traffic plan will still work as shown. All cones shall be 28" 10 lb and shall not be placed further than 40' apart. All hours of work shall be dictated by the Cities specified lane closure charts or as directed by the city inspector. Vehicle path of travel shall never be less than 12' in width. Closures and excavation not to exceed what forces expect to excavate per the daily shift. Roadway shall not be opened until safe for public use. All open trenches must be plated or backfilled prior to public usage. All areas of excavation must have a valid USA dig tag with corresponding dig ticket number, proof must be carried with the excavating forces at all times. All traffic devices shall meet or exceed MUTCD. All signs shall be high intensity night time reflective, 48"x48" roll up signs. All signs shall have a minimum of 2, 18" day time flags attached to sign stands during day time hours and if applicable flashing 12", 12v beacons for night time work. Sign stands shall be MUTCD compliant as well allowing for 18" to 7' height for signs as well as spring equipped for windy conditions.

SIGNS BEING USED

MAX CONE SPACINGS

Speed	Min Taper	TAPER	TANGENT
55	660	40	40

ADDITIONAL FLAGGER TO MAINTAIN CLOSURE ASSIST BICYCLE, PEDESTRIAN AND DRIVE WAY TRAFFIC SHOULD NEED ARISE

ALL BUFFER ZONES SHALL BE A MIN OF 660'
ALL SIGN SPACINGS SHALL BE A MIN OF 660'

FOR TCP QUESTIONS CALL:
ROBERT @ 209-200-3351

WORK SHALL NOT EXCEED 12HRS

CONE SPACING NOT TO EXCEED 20'

MIN 12' CLEARANCE FOR TRAFFIC

PEDESTRIAN AND BICYCLE ACCESS TO REMAIN OPEN AT ALL TIMES

PM 30873881 MIN SIGN SPACING 660'

Owner: City Of Tracy		
Project Name: Von Sosten and Byron		Project Number: Tracy,California
Prime Contractor: *PG&E*		Traffic Control Contractor: ED SAFETY INC
Phone: 209-333-0807	Sheet Number: PS-2	Date: 6/22/2012
Prepared By: ED SAFETY SERVICES, INC		

HOURS OF WORK SHALL BE DETERMINED BY THE CITY OF TRACY

PS-1201504